

**Hugh Hoagland Consulting, Inc.**

**ArcWear.com**

**Electric Arc Exposure Tests**

**Material System**

**Layer 1**

**8.0 oz/yd<sup>2</sup> 271 g/m<sup>2</sup> 2x1 LH Twill, 65% Modacrylic 35% N317**

**Style: 85917 - Protera 180**

**Color: Navy-10057Q**

**Actual Areal Density (AAD): 8.0 oz/yd<sup>2</sup> 271 g/m<sup>2</sup>**

**Layer 2**

**11 oz/yd<sup>2</sup> 373 g/m<sup>2</sup> Duck, 88% Cotton 12% Nylon**

**Style: S961 Indura Ultra Soft**

**Color: Brown**

**Actual Areal Density (AAD): 11.6 oz/yd<sup>2</sup> 393 g/m<sup>2</sup>**

**Report Number: 1102P86, Revision: 00**

April, 2011

Tests Conducted by Kinectrics High Current Laboratory  
Toronto, Ontario, Canada

# Electric Arc Exposure Report

## ASTM F 1959/F 1959M-06 a<sup>81</sup> Standard Test Method for Determining the Arc Rating of Materials for Clothing

### **General**

At the request of a safety director electric arc exposure tests were conducted on textile systems for a public utility. The safety director arranged with ArcWear.com to facilitate testing by the High Current Laboratory of Kinectrics in Toronto and to review test data.

The tests documented in this report were conducted in accordance with ASTM International Standard F 1959/F 1959M-06 a<sup>81</sup> Standard Test Method for Determining the Arc Rating of Materials for Clothing.

### **Test samples**

The test material was received in February, 2011. The test material was washed 3 times and dried by ArcWear.com in accordance with requirements of the above standard. This is specified in the standard to allow for minimal shrinkage while removing contaminants from the material manufacturing process. Following the washing procedure, material was cut into panel test specimens.

### **Test results**

The test program includes minimum of twenty individual panel arc trials. The following test data was recorded for each trial:

- arc exposure electrical conditions: arc trial number, RMS arc current, peak arc current, arc voltage, arc duration, energy dissipated in arc, plots of arc current and arc voltage
- temperature rise response from two monitor and two panel sensors for each panel in each trial, plot of average responses from two panel and two monitor sensors, plot of Incident energy distribution  $E_i$  from bare shot analysis
- photographs of exposed material panels
- video

Above mentioned test data is part of report and is available for download from [ArcWearOnline.com](http://ArcWearOnline.com) arc testing website. Test data is accessible only to and protected with Seattle City Light unique password.

Essential test data and test results are presented in the table below and on the attached data pages as follows:

- arc rating ATPV or EBT or both and plots of the burn injury probability (ATPV) or breakopen probability (EBT) or both versus  $E_i$
- test specimen description and order of layer
- distance from an arc center line to the panel surface
- subjective evaluation
- heat attenuation factor (HAF) and plot of HAF on  $E_i$
- ignition probability value (if determined during testing)

### Rating

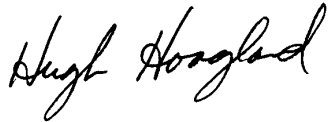
Material system specified in the table below received arc rating as

**(ATPV) = 40.9 cal/cm<sup>2</sup>**

Customer	
Layer 1	
Material design	8.0 oz/yd <sup>2</sup> 271 g/m <sup>2</sup> 2x1 LH Twill, 65% Modacrylic 35% N317
Style	85917 - Protera 180
Color	Navy-10057Q
Actual Areal Density (AAD) as tested	8.0 oz/yd <sup>2</sup> 271 g/m <sup>2</sup>
Layer 2	
Material design	11 oz/yd <sup>2</sup> 373 g/m <sup>2</sup> Duck, 88% Cotton 12% Nylon
Style	S961 Indura Ultra Soft
Color	Brown
Actual Areal Density (AAD) as tested	11.6 oz/yd <sup>2</sup> 393 g/m <sup>2</sup>

The order of layering is numbered starting from the outer layer listed first.

Requested by: The Safety Director



Approved by Hugh Hoagland  
Arcwear.com

*Neither Hugh Hoagland Consulting, Inc. dba/ArcWear, nor its affiliates, nor any person acting on behalf of any of them:*

- makes any warranty, express or implied, with respect to the use of any information, apparatus, method, or process disclosed in this report or that such use may not infringe privately owned rights; or*
- assumes any liabilities with respect to the use of, or for damages resulting from the use of, any information, apparatus, method, or process disclosed in this report*



ASTM F1959/F1959M-06a

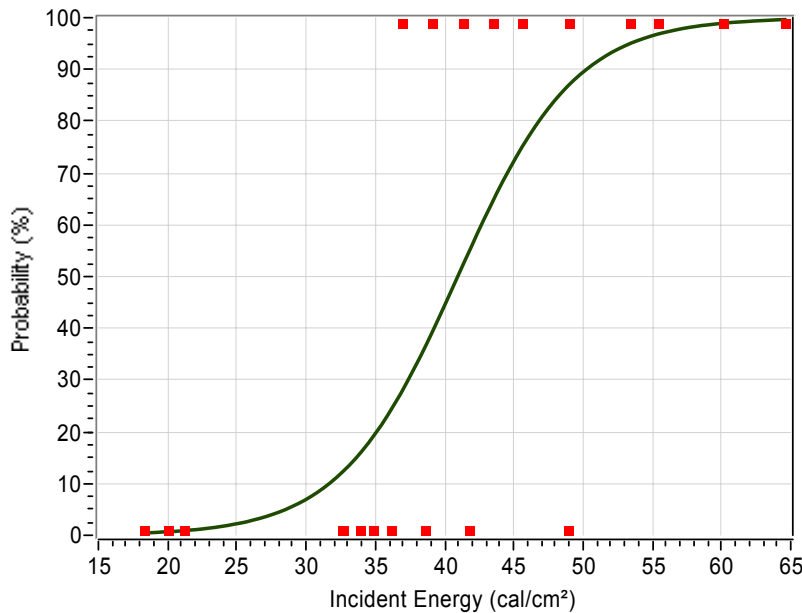
Standard Test Method for Determining the Arc Rating of Materials for Clothing



**Client:** X  
X  
(X)

**Fabric:** Two Layers, Style 85917 - Protera 180 8.0 oz/yd<sup>2</sup> 271 g/m<sup>2</sup> 2x1 LH Twill, 65% Modacrylic  
**Description:** 35% N317, Navy 10057Q, AAD 8.0 oz/yd<sup>2</sup> 271 g/m<sup>2</sup> over Style S961 Indura Ultra Soft 11 oz/yd<sup>2</sup> 373 g/m<sup>2</sup> Duck, 88% Cotton 12% Nylon, Brown, AAD 11.6 oz/yd<sup>2</sup> 393 g/m<sup>2</sup>, ArcWear# 1102P86

Determination of ATPV, 50% Probability of 2nd Degree Burn

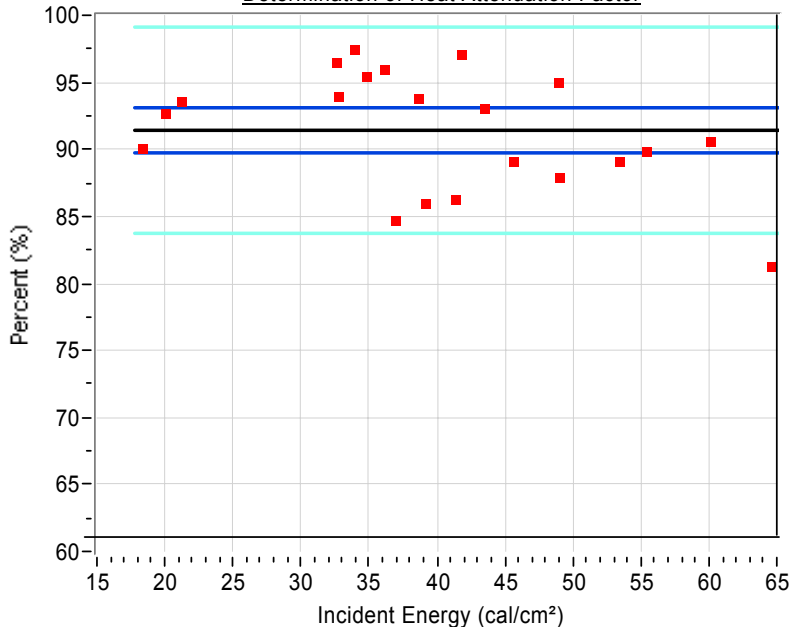


**ATPV = 40.9 cal/cm<sup>2</sup>**

Probability of Burn	Ei
5%	28.5
10%	31.7
20%	35.1
30%	37.4
40%	39.2
50%	40.9
60%	42.7
70%	44.5
80%	46.8
90%	50.2

- # Pts = 21
- # Pts above Stoll = 10
- # Pts Break-Open = 3
- # Pts always >STOLL = 5
- # Pts always <STOLL = 8
- # Pts within 20% = 12
- # Pts in mix zone = 8

Determination of Heat Attenuation Factor



**HAF = 91.4 %**

Confidence Intervals  
95% CI = 89.7 , 93.1

- Data pts
- Best Fit
- 95% CI
- 95% CI pts

Ref#: K-418310

Wed, Apr 20, 2011

ASTM F1959/F1959M-06a  
Standard Test Method for Determining the Arc Rating of Materials for Clothing

Client: X  
X  
(  
.



**Fabric Description:** Two Layers, Style 85917 - Protera 180 8.0 oz/yd<sup>2</sup> 271 g/m<sup>2</sup> 2x1 LH Twill, 65% Modacrylic 35% N317, Navy 10057Q, AAD 8.0 oz/yd<sup>2</sup> 271 g/m<sup>2</sup> over Style S961 Indura Ultra Soft 11 oz/yd<sup>2</sup> 373 g/m<sup>2</sup> Duck, 88% Cotton 12% Nylon, Brown, AAD 11.6 oz/yd<sup>2</sup> 393 g/m<sup>2</sup>, ArcWear# 1102P86

Test #	Panel	Test Current A	Cycles of 60Hz	Ei Cal/cm <sup>2</sup>	SCD Cal/cm <sup>2</sup>	HAF %	Break Open Y/N	Break Open Y/N	Ablation Y/N	After Flame sec.	Omit Y/N	Comment
1	K-418310-2258	A	8127	65.2	48.9	-0.16	95.0	No	-	Y	-	No
2	K-418310-2258	B	8127	65.2	49.0	3.7	87.9	Yes	-	Y	-	No
3	K-418310-2258	C	8127	65.2	55.4	3.7	89.9	Yes	Y	Y	-	No
4	K-418310-2259	A	8161	60.2	45.6	2.61	89.1	Yes	-	Y	1	No
5	K-418310-2259	B	8161	60.2	43.5	0.4	93.1	Yes	-	Y	-	No
6	K-418310-2259	C	8161	60.2	39.1	3.2	86.0	Yes	-	Y	1	No
7	K-418310-2260	A	8177	55.2	38.6	-0.21	93.8	No	-	Y	-	No
8	K-418310-2260	B	8177	55.2	41.8	-1.0	97.1	No	-	Y	-	No
9	K-418310-2260	C	8177	55.2	36.9	3.4	84.7	Yes	-	Y	1	No
10	K-418310-2130	A	8062	80.2	60.1	3.74	90.6	Yes	Y	Y	2	No
11	K-418310-2130	B	8062	80.2	53.4	3.5	89.1	Yes	-	Y	1.5	No
12	K-418310-2130	C	8062	80.2	64.6	10.1	81.3	Yes	Y	Y	-	No
13	K-418310-2262	A	8129	50.2	36.1	-0.74	96.0	No	-	Y	-	No
14	K-418310-2262	B	8129	50.2	33.9	-1.1	97.5	No	-	Y	-	No
15	K-418310-2262	C	8129	50.2	41.3	3.4	86.3	Yes	-	Y	1.5	No
16	K-418310-2263	A	8166	45.2	34.8	-0.53	95.5	No	-	Y	-	No
17	K-418310-2263	B	8166	45.2	32.6	-1.1	96.5	No	-	Y	-	No
18	K-418310-2263	C	8166	45.2	32.7	-0.4	94.0	No	-	Y	-	No
19	K-418310-2264	A	8214	25.2	20.0	-1.12	92.7	No	-	-	-	No
20	K-418310-2264	B	8214	25.2	18.3	-0.9	90.1	No	-	-	-	No
21	K-418310-2264	C	8214	25.2	21.2	-1.1	93.6	No	-	-	-	No
22												
23												
24												
25												
26												
27												
28												
29												
30												
31												
32												
33												
34												
35												
36												

Ref #: K-418310

Wed, Apr 20, 2011